




INSTALLATION GUIDE

PART: 1311-0156



FITMENT:

2018-20 HARLEY-DAVIDSON
M8 SOFTAIL MODELS,
EXCEPT FXDR MODELS



WARRANTY

All Legend ® Suspensions' parts are guaranteed to the original purchaser to be free of manufacturing defects and workmanship. Parts that fail to conform to these conditions will be repaired or replaced at Legend ® Suspensions' option if the parts are returned to Legend ® Suspensions by the original purchaser. Delivery of the original purchase invoice or receipt along with the part to Legend ® Suspensions is a condition precedent to Warranty coverage. Warranty coverage is limited lifetime.

In the event the original purchaser believes warranty service is required, the original purchaser must call or e-mail Legend ® Suspensions immediately to discuss the concern. Some concerns may be rectified by a telephone call and need no further course of action.

A part that is suspect of being defective must not be replaced by a Dealer or any other person without prior written authorization authorized by Legend ® Suspensions. If it is deemed necessary for Legend ® Suspensions to make an evaluation of the part to determine whether a defect exists, a return authorization number (RA#) must be obtained from Legend ® Suspensions by the original purchaser. Properly obtaining a return authorization number from Legend ® Suspensions is a condition precedent to Warranty coverage.

The part must be packaged properly so as to not cause further damage and be returned prepaid to Legend ® Suspensions with a copy of the original invoice or receipt of purchase. If after evaluation, Legend ® Suspensions finds the part to be defective, Legend ® Suspensions will repair or replace the part, at the discretion and option of Legend ® Suspensions.

Exclusions

This warranty is void if:

- (1) the Legend ® Suspensions' part is repaired, modified or altered, unless such repair, modification or alteration is expressly authorized by Legend ® Suspensions in writing;
- (2) the Legend ® Suspensions' part becomes defective in whole or in part as a result of improper installation, improper maintenance, improper use, abnormal operation, or any other misuse or mistreatment of the Legend ® Suspensions' part;
- (3) the Legend ® Suspensions' part is installed or used in any motorcycle or other vehicle other than an Unmodified Factory OEM Motorcycle;
- (4) the Legend ® Suspensions' part is installed or used on any motorcycle or other vehicle being used in any form of competitive riding or racing, off road riding, or stunt riding. Stunt riding shall include, but not be limited to, any form of acrobatic maneuvering of the motorcycle, wheelies, stoppies, burnouts, jumping, or operating the motorcycle at an excessive rate of speed;
- (5) the Legend ® Suspensions' part is installed or used on any motorcycle or other vehicle being operated at a speed in excess of the speed allowed by any applicable law, regulation, or ordinance or is operated in any other manner in violation of any applicable law, regulation or ordinance;
- (6) the serial or parts identification number of the Legend ® Suspensions' part is defaced or missing;
- (7) the Legend ® Suspensions' part is returned with no authorization number issued from Legend ® Suspensions; or
- (8) the original purchase invoice or receipt is not provided to Legend ® Suspensions along with the part.

Additional Limitations

- (1) Legend ® Suspensions shall have no warranty or liability obligation to cover work shop labor charges incurred to install or remove suspension systems or individual components.
- (2) Electrical components are limited to a one-year manufacturer's warranty from the original invoice date or installation.
- (3) Limited lifetime warranty as used within this warranty is further defined as the lifetime of the specific product line. Any product line that has been discontinued for which replacement parts are no longer available by is not covered by this warranty.
- (4) The customer is liable for shipping charges to and from Legend ® Suspensions for warranty repairs or replacement parts consistent with this warranty.

LEGEND ® SUSPENSIONS (INCLUDING ITS SUBSIDIARIES, AFFILIATES, OFFICERS, DIRECTORS, EMPLOYEES, AGENTS OR SHAREHOLDERS) SHALL NOT, UNDER ANY CIRCUMSTANCES, WHETHER AS A RESULT OF BREACH OF CONTRACT, BREACH OF WARRANTY, TORT, STRICT LIABILITY, THE FAILURE TO DELIVER, DELAY IN DELIVERY IN NON-CONFORMING CONDITION, OR FOR ANY OTHER BREACH OF CONTRACT OR DUTY BETWEEN LEGEND ® SUSPENSIONS AND A CUSTOMER OR OTHERWISE, BE LIABLE FOR CONSEQUENTIAL, INCIDENTAL, SPECIAL OR EXEMPLARY OR PUNITIVE DAMAGES INCLUDING, WITHOUT LIMITATION, LOSS OF PROFITS OR REVENUES, LOSS OF OTHER GOODS OR ASSOCIATED EQUIPMENT OR DAMAGES TO ANY ASSOCIATED EQUIPMENT, COST OF CAPITAL OR LABOR, COST OF REPLACEMENT OR SUBSTITUTE PRODUCTS, OR LOSS OF TIME. IN THE EVENT THAT LEGEND ® SUSPENSIONS SHALL BE UNABLE TO REPAIR OR REPLACE THE PRODUCT AS REQUIRED HEREIN, THE LIABILITY OF LEGEND ® SUSPENSIONS TO YOU OR ANY OTHER PARTY SHALL NOT EXCEED THE PRICE ACTUALLY PAID BY YOU FOR THE PRODUCT, UPON THE PAYMENT OF WHICH, LEGEND ® SUSPENSIONS SHALL BE RELEASED FROM AND DISCHARGED OF ALL FURTHER OBLIGATIONS AND LIABILITY TO YOU.

THIS LIMITED WARRANTY GIVES YOU SPECIFIC LEGAL RIGHTS, AND YOU MAY ALSO HAVE OTHER RIGHTS THAT VARY FROM STATE TO STATE. SOME STATES DO NOT ALLOW THE EXCLUSION OR LIMITATION OF INCIDENTAL OR CONSEQUENTIAL DAMAGES, SO THE ABOVE LIMITATION OR EXCLUSION MAY NOT APPLY TO YOU.

WARNING: Legend ® Suspensions assumes no responsibility for damage or injuries which may result from the use or installation of its products, whether or not properly installed or used. Installing a Legend ® Suspension may decrease initial ground clearance when in lowered position. The motorcycle will be lower to the ground and care should be taken to avoid bottoming out, especially over bumps or in turns. To maintain proper balanced geometry, we recommend riding in the stock height position.

Dispute Resolution

You agree that any dispute between you and Legend ® Suspensions arising hereunder will be resolved exclusively and finally by arbitration administered by the American Arbitration Association ("AAA") and conducted under its rules, except as otherwise provided below.

The arbitration will be conducted before a single arbitrator and will be limited solely to the dispute between you and Legend ® Suspensions. The arbitration shall be held at any reasonable location in Meade County, South Dakota, or by submission of documents, by telephone, online or in person. Any decision rendered in such arbitration proceedings will be final and binding on each of the parties, and judgment may be entered thereon in any court of competent jurisdiction. Should either party bring a dispute in a forum other than AAA, the arbitrator may award the other party its reasonable costs and expenses, including attorney fees and disbursements incurred in staying or dismissing such other proceedings or in otherwise enforcing compliance with this dispute resolution provision.

YOU UNDERSTAND THAT YOU WOULD HAVE HAD A RIGHT TO LITIGATE DISPUTES THROUGH A COURT, AND THAT YOU HAVE EXPRESSLY AND KNOWINGLY WAIVED THAT RIGHT AND AGREED TO RESOLVE ANY DISPUTES THROUGH BINDING ARBITRATION.

For the purposes of this section, the term "dispute" means any dispute, controversy, or claim arising out of or relating to: (1) this Agreement, its interpretation, or the breach, termination, applicability or validity thereof, or (2) the purchase or use of any Product, Accessory, service or otherwise from Legend ® Suspensions.

For purposes of this Agreement, the term Legend ® Suspensions means Legend ® Suspensions, its subsidiaries, affiliates, directors, officers, employees, beneficiaries, agents or assigns; the term "you" means you, the original purchaser, your agents, beneficiaries, or heirs.

Governing Law

Both you and Legend ® Suspensions consent to the application of the laws of the State of South Dakota to govern, interpret, and enforce all of your rights and Legend ® Suspensions' rights, duties, and obligations arising from, or relating in any manner to, the subject matter of this Limited Lifetime Warranty, without regard to conflict of law principles.

For customer service e-mail service@legendsuspensions.com



PROPERLY SUPPORT YOUR MOTORCYCLE PRIOR TO SUSPENSION INSTALLATION!




FIGURE A

2

STEP TWO: REMOVE STOCK SUSPENSION

- REMOVE RIGHT HAND SIDE COVER.
- REMOVE BATTERY COVER, AND DISCONNECT BATTERY.
- REMOVE FACTORY HYDRAULIC ADJUSTOR. DO NOT DISCONNECT HOSE FROM ADJUSTOR OR SHOCK.
- REMOVE OE SHOCK

STEP ONE: HANDLEBAR CONTROL

- REMOVE OE CLUTCH CLAMP.
- RE-USING OE HARDWARE, INSTALL LEGEND HANDLEBAR CONTROL AS SHOWN IN **FIGURE A**.
- ROUTE CABLE DOWN THE HANDLEBARS AND UNDER THE GAS TANK TO THE BATTERY COMPARTMENT.
- SECURE CABLE USING CABLE-TIES.

3

STEP THREE: COMPRESSOR AND WIRING HARNESS

- IF PRESENT, REMOVE CARBON CANISTER AND MOUNTING BRACKET FROM THE BACK OF TRANSMISSION. REMOVE MOUNTING BRACKET FROM THE CARBON CANISTER.
- INSTALL COMPRESSOR WITH PROVIDED HARDWARE (USING 243 LOCTITE) TO THE BACK OF THE TRANSMISSION. **FIGURE B**
- REMOVE FUSE FROM FUSE HOLDER, INSTALL WIRING HARNESS TO BATTERY, RE-INSTALL BATTERY COVER. ROUTE HARNESS TO THE PUMP, USING ZIP TIES TO HOLD IN PLACE.
- IF PRESENT, MOUNT CARBON CANISTER TO COMPRESSOR MOUNT USING OEM HARDWARE.
- CONNECT HARNESS TO HANDLE BAR CONTROL.




FIGURE B




FIGURE C

800-0024
1/4"

102-110
1/2"

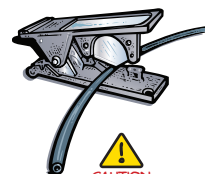
102-110
1/2"

103-2004
5/8"

4

STEP FOUR: SHOCK

- WITH MOTORCYCLE PROPERLY SUPPORTED ON JACK, APPLY BLUE THREAD LOCKER TO THE FASTENERS, AND INSTALL YOUR LEGEND SHOCK ACCORDING TO THE HARDWARE CONFIGURATION IN **FIGURE C** WITH AIR FITTING POINTING DOWN..
- TORQUE HARDWARE TO OE SPECIFICATIONS.
- ROUTE AIR TUBING FROM SHOCK AND CONNECT AIR TUBING TO COMPRESSOR..



CAUTION

MAKE SURE TUBING IS CUT AT A CLEAN 90° ANGLE

5

STEP FIVE: OPERATION

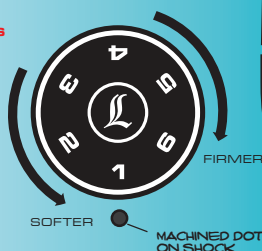
- REINSTALL THE FUSE IN THE FUSE HOLDER
- PUSH TOP BUTTON TO INFLATE SHOCK, AND BOTTOM BUTTON TO DEFLATE SHOCK.
- CHECK TIRE TO FENDER CLEARANCE WHEN SHOCK IS FULLY COMPRESSED. WHEN FULLY LOWERED BARS MUST BE TURNED TO THE LEFT. NEVER ALLOW BIKE TO FULLY LOWER WHEN BARS ARE TURNED TO THE RIGHT. DAMAGE WILL OCCUR.
- WITHOUT SITTING ON THE BIKE, INFLATE SHOCK UNTIL THE BIKE STOPS RISING.
- THE BIKE SHOULD SAG DOWN LESS THAN ONE INCH WHEN YOU SIT ON YOUR BIKE WITH ALL THE WEIGHT YOU WILL BE RIDING WITH.
- REBOUND DAMPING CONTROLS THE SPEED AT WHICH THE SHOCK ABSORBER EXTENDS AFTER BEING COMPRESSED. **USE SETTING 3.** GO TEST RIDE. STOP, ADJUST + OR - ONE INCREMENT. RUN THE SAME ROUTE AGAIN. REPEAT UNTIL PREFERRED SETTING IS FOUND. LOWER # SETTING FOR SOFTER, MORE COMPLIANT RIDE QUALITY; HIGHER # SETTING FOR MORE SPORT/PERFORMANCE FEEL
- GO RIDING, AND ADJUST SPRING RATE ON-THE-GO TO YOUR PREFERENCE.

FINE TUNE REBOUND DAMPING:
FOR LEGEND AIR-A AND REVQ-A MODELS
MACHINED RECESS BELOW REBOUND ADJUSTER INDICATES REBOUND SETTING.

SETTING 1: PROVIDES LOWEST LEVEL OF REBOUND DAMPING. ALSO SOFTENS SHOCK SLIGHTLY DURING COMPRESSION

SETTING 3: PROVIDES INTERMEDIATE LEVEL OF REBOUND DAMPING. **IMPORTANT: MOST COMMONLY USED SETTING**

SETTING 6: PROVIDES HIGHEST LEVEL OF REBOUND DAMPING. ALSO STIFFENS SHOCK SLIGHTLY DURING COMPRESSION.



PARTS INCLUDED:

- | | |
|------------------------------------|---|
| (1) MONO ST SHOCK | (2) 102-110 - SPACER, 0.75 X 0.50 X 0.50" |
| (1) 112-1222 - COMPRESSOR ASSEMBLY | (1) 103-2004 - SPACER, 0.75 X 0.50 X 0.625" |
| (1) 800-0054 - WIRING HARNESS | (1) 800-0024 - SPACER, 0.75 X 0.50 X 0.25" |
| (1) 200-1711 - HANDLEBAR CONTROL | (2) 800-0028 - 1/4" - 2.0 X 5/8" B.H.SCS |
| (1) 200-3002 - AIR TUBING, 8 FT. | (2) 800-0029 - 1/4" SPLIT WASHER |
| (1) 200-3000 - TUBE CUTTER | (2) 200-2025 - M6+ WASHER |